







by: Sasha Hallagan [theautismhelper.com](http://theautismhelper.com)

# Visuals for Common Classroom Routines

## Waiting in Line

-  1. Walk to the line.
-  2. Stand behind the last person.
-  3. Stand and wait until the line starts moving.
-  4. Follow the person in front of you.


## Arriving to the Classroom

-  1. Enter the classroom.
-  2. Say hi to your teacher.
-  3. Put away your coat.
-  4. Hang up your backpack.
-  5. Check your schedule.


# Waiting in Line



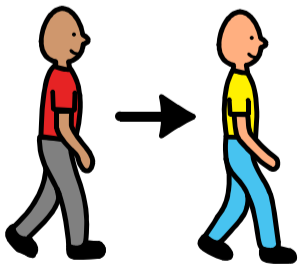
1. Walk to the line.



2. Stand behind the last person.



3. Stand and wait until the line starts moving.



4. Follow the person in front of you.

# Sharpening a Pencil



1. Walk to pencil sharpener.

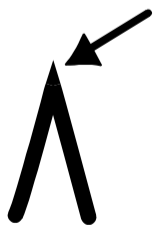


2. Put pencil in sharpener and lightly push.



**1**

3. Wait a few seconds.



4. Check if it is sharp.

# Getting a Drink



1. Walk to the water fountain.



2. Wait for your turn.



3. Take a drink.



4. Walk back to the classroom.


# Going to the Bathroom



1. Walk to the bathroom.



2. Knock on the door.



3. Wait for your turn.



4. Use the bathroom.



5. Go back to the classroom.

# Arriving to the Classroom



1. Enter the classroom.




2. Say hi to your teacher.



3. Put away your coat.



4. Hang up your backpack.




5. Check your schedule.

# Leaving School



1. Check your mailbox.



2. Put on your coat.



3. Put on your backpack.




4. Say goodbye to your teacher.



4. Walk out of the classroom.


# Group Work



1. Push your chair by your group.




2. Work with your friends.



3. Take turns giving ideas.



4. Turn in work.



5. Put chair back by your desk.



# Working Alone



1. Get your work.



2. Complete your work.




3. Turn in work.



**1**

4. Wait for next activity.

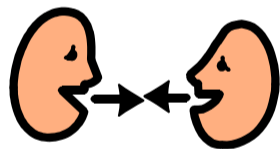
# Partner Work



1. Sit by your partner.



2. Do your work.

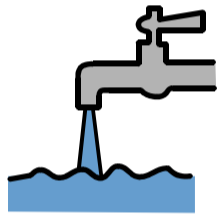


3. Take turns giving ideas.




4. Turn in work.

# Wash Your Hands



1. Turn on the water.



2. Rub soap on your hands.



3. Rinse your hands.



4. Dry your hands.

# Circle Time




1. Sit on the carpet.



2. Listen to the teacher.

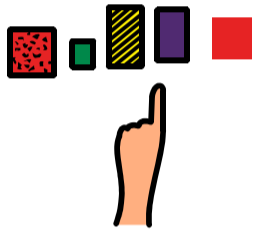


3. Raise your hand when you want to talk.



4. When circle time is finished, check your schedule.


# Break Time



1. Pick your break activity.




2. Have your break time.

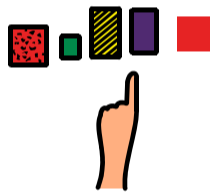


3. When break time is finished, check your schedule.


# Play Time




1. Go to the play area.



2. Pick toys to play with.




3. Play with your toys or friends.

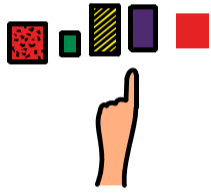


4. When play time is finished, check your schedule.

# Lunchtime



1. Wait in line.




2. Pick your lunch.



3. Carry your tray to the table.



4. Eat your lunch.



5. Clear your tray and wait in line.

# Lunchtime




1. Get your lunch bag.



2. Walk to table



4. Eat your lunch.




5. Clean up and wait in line.




# Recess




1. Walk to the recess door.



2. Wait in line.



3. Go outside.



4. Play at recess.




5. When recess is finished, walk back inside the school.

# Leaving the Cafeteria




1. Clean up your lunch.



2. Wait in line.



3. Walk back to the classroom.



4. Check your schedule.

# Turn in Homework



1. Get your homework out of your backpack.



2. Put your homework in the finished spot.



3. Sit back in your desk.

# Taking a Test



1. Get a pencil and the test paper.

Name: \_\_\_\_\_

2. Write your name and date on the top of the paper.



3. Do the test.

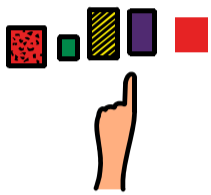


4. Turn it in.



5. Sit and wait quietly.

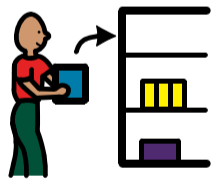
# Quiet Reading




1. Pick a book to read.



2. Sit and read the book quietly.



3. Put the book back in the same spot.

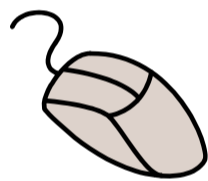


4. Check your schedule.


# Working on the Computer




1. Turn the computer on.



2. Open the program or activity you are doing.



3. Complete activity.



4. Close program when finished.

# Office Errand



1. Take the note from your teacher.



2. Walk to the office.




3. Say hello and give the paper.

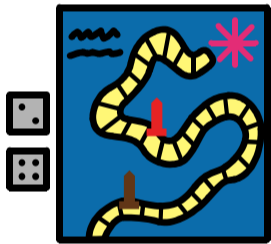


4. Walk back to the classroom.


# Playing a Game



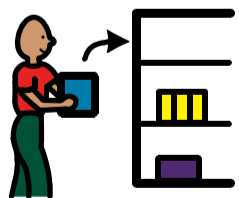
1. Get the game out.



2. Set up the game and pass pieces or cards.



3. Play the game. Take turns.



4. Clean up game when finished.



# Art Class



1. Walk in line to art class.



2. Take your seat.



3. Complete art activity.



4. Walk back to your classroom.

# Gym Class



1. Walk in line to the gym.



2. Sit and wait.



3. Complete gym activities.



4. Walk back to your classroom.

# Music Class



1. Walk in line to music class.



2. Take your seat.



3. Complete music activity.



4. Walk back to your classroom.

graphics by:



**Mayer-Johnson**  
2100 Wharton Street  
Suite 400  
Pittsburgh, PA 15203

Phone: 1 (800) 588-4548  
Fax: 1 (866) 585-6260

Email: [mayer-johnson.usa@mayer-johnson.com](mailto:mayer-johnson.usa@mayer-johnson.com)  
Web site: [www.mayer-johnson.com](http://www.mayer-johnson.com)



for more tips, resources, and  
materials to help you help  
children with autism  
please visit  
**theautismhelper.com**



resources, tips and materials to help you help children with autism.