

Mini Schedule

Mini Schedule

Instructions for use: Laminate both pages and cut out. Put hard velcro on the back of the pieces and soft velcro in the blank boxes. Use during small group time or other short work sessions to show the order of activities. Remove each schedule piece after you complete the activity to show how many things are left.

read book



special treat



calendar




break



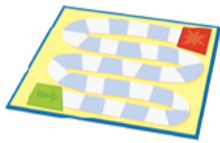
worksheet



sorting task



game



draw a picture



partner work



read out loud



quiz or test



play game



writing activity



brainstorm




listening activity




fidget break



iPad activity



writing



listen to teacher



writing

